



KT-LED9T8-24GC-835-X

T8 LED LAMP

DESCRIPTION

9W T8 LED | 3500K | >80 CRI | Ballast & Line Voltage Compatible



LAMP TYPE: Linear
BULB TYPE: T8 LED
BASE TYPE: G13 (Medium Bi-Pin)
WATTAGE: 9W
COLOR TEMPERATURE: 3500K
COLOR RENDERING INDEX (CRI): >80
WARRANTY: 5 Years



PRODUCT FEATURES

- **Plug & Play Application: Compatible with Most Instant Start Electronic T8 Ballasts, Contact Keystone for Ballast Compatibility List**
- **Bypass Ballast Application: Runs on 120-277 Line Voltage**
- Direct Replacement for the Following Fluorescent Lamps: F17T8
- UL Listed and UL Classified; DLC QPL Pending
- 50,000+ Hour Lifetime
- Environmentally Friendly: No Mercury Used
- Instant Startup
- Frosted Lens Eliminates Pixelation
- Operating Temperature: -20°C/-4°F to 45°C/113°F
- 100+ Lumens per Watt (Bare Lamp Efficacy)
- Suitable for Dry and Damp Locations
- Improved Lamp Durability with Shatterproof Coated Glass
- NSF Listed: NSF/ANSI Standard 2 - Food Equipment

OPERATING SPECIFICATIONS

ELECTRICAL AND PERFORMANCE CHARACTERISTICS

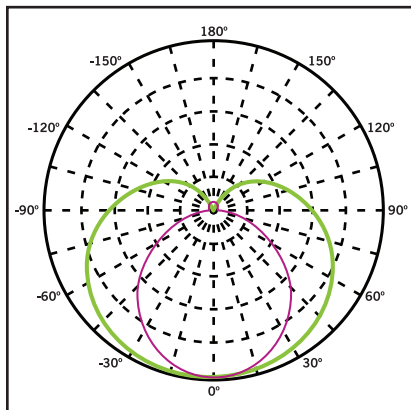
CRI	Bare Lamp Wattage	Nominal Lamp Lumens	Instant Start Ballast Compatible Application							Line Voltage Application			Max. THD	Power Factor
			Input Voltage	System Wattage*			Initial Lumens*			Input Voltage	Lamp Wattage	Initial Lumens		
				0.78BF	0.88BF	1.18BF	0.78BF	0.88BF	1.18BF					
>80	9W	1100	Ballast Dependent	11.2W	11.5W	12.1W	1110	1110	1110	120-277	9W	1110	20%	>0.9

* Nominal values. Actual values may vary depending on electronic ballast used.

RATED LIFE

L70 (Hours)	50,000
-------------	--------

POLAR CANDELA DISTRIBUTION



Located at Horizontal Angle = 0,
Vertical Angle 0

1. Violet Vertical Plane through Horizontal Angles (90-270)
2. Green Vertical Plane through Horizontal Angles (0-180)

Beam Angle: 220°

Visible Light Area: 325°



KT-LED9T8-24GC-835-X

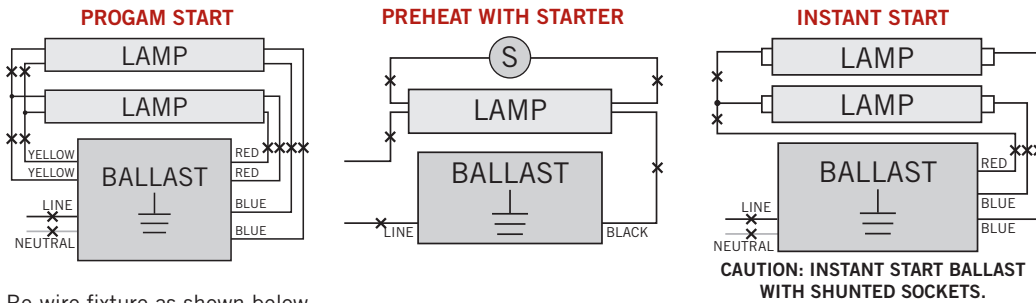
T8 LED LAMP

WIRING: Plug & Play

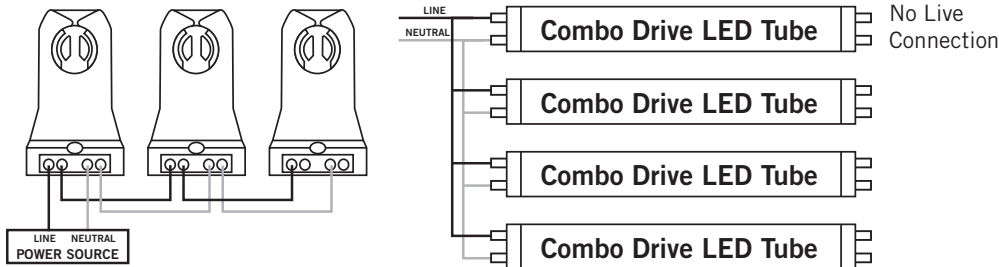
Simply replace the existing fluorescent lamp with Keystone Combo Drive LED lamp. No changes to the existing fluorescent ballast wiring needed. For ballast compatibility questions, please contact Keystone.

WIRING: Bypass Ballast

Typical Ballast Configurations:



Re-wire fixture as shown below.



Typical Non-Shunted Lampholder

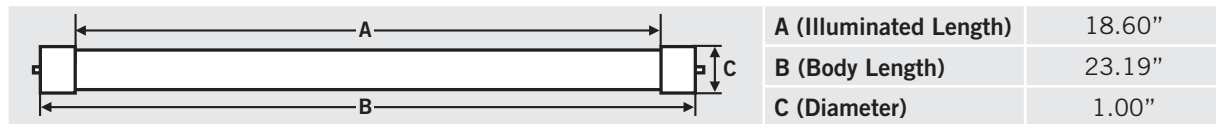
Connect wires directly to these terminals

CAUTION: Use only non-shunted lampholders.
 Do not install product in a fixture with shunted lampholders (found in all fixtures using instant start ballasts). If the current lampholders are shunted, remove them and replace them with non-shunted lampholders. Make new connections directly to terminals as indicated above.

Keystone can provide any style replacement lampholders. Call us at 800-464-2680.

PHYSICAL CHARACTERISTICS

LAMP DIMENSIONS



NOMINAL LENGTH: 24" BASE TYPE: G13 (Medium Bi-Pin)

ORDERING INFORMATION

ORDER CODE	PACKAGING STYLE	PACK QTY.	ITEM STATUS
KT-LED9T8-24GC-835-X-CP	Carton Pack (Egg Crate Packaging)	25	Quick Ship

CATALOG NUMBER BREAKDOWN

KT-LED9T8-24GC-835-X

