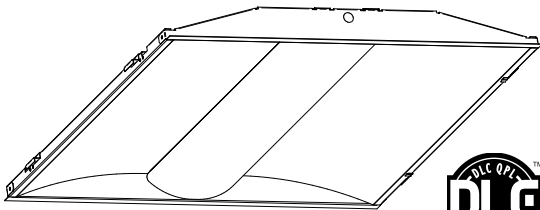


LED



FEATURES

- Contemporary style LED retrofit for existing 2x2 prismatic or parabolic troffers with depth 3-1/8" or greater
- Fully integrated hinged door assembly allows for easy installation and rapid troffer conversion
- Reduces job site waste by reusing existing fixture housing
- High efficiency acrylic center lens features linear prisms for high performance without pixilation
- High performance reflector with matte white paint standard
- Four LED color choices
- Multiple lumen packages
- 60,000 hour LEDs at L80 (up to 150,000 projected life) for reduced maintenance
- Integral battery pack optional on most models
- DesignLights Consortium® (DLC) qualified; see www.designlights.org
- Five year warranty (Terms and Conditions apply)

PROJECT INFORMATION

Project Name _____

Type _____

Catalog No. _____

Date _____

CONSTRUCTION

Retrofit kit reflectors, ends, frame and rails are manufactured from die formed code gauge cold rolled steel. High transmission extruded acrylic features linear prisms with custom frost for high efficacy and reduced pixelation.

SHIELDING

Removable lens for easy access to LED module and electrical components.

FINISH

All reflective surfaces are finished after fabrication with unique formula high reflectivity matte white paint for soft, uniform indirect illumination.

INSTALLATION

Mounting rails and hardware are furnished with each luminaire for easy installation. Fixture can be hinged from either side for easy access to LED components and electrical components.

TROFFER COMPATIBILITY

Minimum dimensional requirements are listed below. **Columbia Lighting recommends a trial installation prior to ordering project quantities.**

SLK retrofit kits are designed to fit into most parabolic and lensed troffers with a housing depth of 3-1/8" or greater. This product is not suitable for air handling units.

CERTIFICATION

All luminaires are built to UL1598 and 2108 standards, and bear appropriate CSA labels. Damp location label standard. Emergency-equipped fixtures labeled UL924 and Dry Location unless specified. Adheres to LM79, LM80, and TM21 industry standards for photometrics and lifetime calculations. DesignLights Consortium® (DLC) qualified. Please refer to the DLC website for specific product qualifications at www.designlights.org.

IC RATING

Maintains insulation contact (IC) rating of existing fixture; note that IC label is void if product is installed on site with a combination of both step-dimming (ESD) driver plus through wiring.

WARRANTY

Five year warranty (Terms and Conditions apply).

ORDERING INFORMATION

EXAMPLE SLK22-35HL-EDU

SLK	22	-	-	-	U	-	-
MODEL	SIZE	COLOR TEMP	LUMEN OUTPUT	DRIVER	VOLTAGE	OPTIONS	
SLK LED Troffer Conversion Kit	22 2' x 2'	30 3000K 35 3500K 40 4000K 50 5000K	MW Medium Low Watt LW Low Watt ML Medium Lumen HL High Lumen VL Very High Lumen	E Fixed Output ESD Step Dimming ED 0-10V Dimming	U Universal 120-277 VAC	ELL14 Emergency Battery Pack Installed, 1400 Lumens LSP Lighting Surge Protector ¹	

PRODUCT AVAILABILITY

SIZE	LUMEN PACKAGE	NOMINAL LUMENS	NOMINAL WATTS	LUMENS PER WATT
22	MW	2000-2400	22	90-109
22	LW	2500-2800	25	100-112
22	ML	2900-3200	28	103-114
22	HL	3400-3700	33	103-112
22	VL	4000-4400	43	93-102

Nominal lumen range represents 3000K through 5000K. Lumens vary according to color temperatures and other factors. See specific photometric test(s).

FOOTNOTES

1. Not available with ESD Step Dimming.

PHOTOMETRIC DATA

Test 15581 Test Date 10/12/15

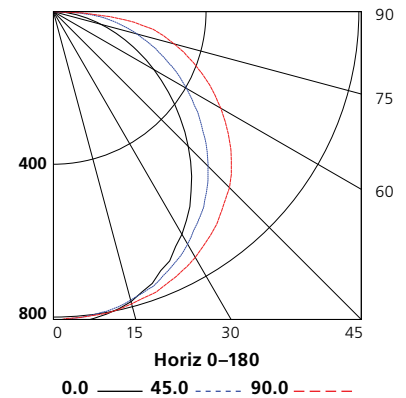
LUMINAIRE DATA

Luminaire	SLK22-35LW-EDU
Ballast	D700C30UNVTZ-C
Ballast Factor	1.00
Lamp	LED
Fixture Lumens	2595
Watts	24
Mounting	Recessed
Shielding Angle	N.A.
Spacing Criterion	0° = 1.23 90° = 1.36
Luminous Opening in Feet	Length: 1.88' Width: 1.71' Height: 0'

ZONAL LUMEN SUMMARY

Zone	Lumens	% Fixt.
0-30	638	25
0-40	1056	41
0-60	1912	74
0-90	2595	100
0-180	2595	100

INDOOR CANDELA PLOT



PHOTOMETRIC DATA

Test 15579 Test Date 10/12/15

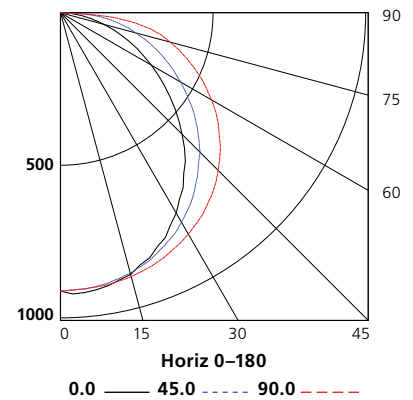
LUMINAIRE DATA

Luminaire	SLK22-35ML-EDU
Ballast	D700C30UNVTZ-C
Ballast Factor	1.00
Lamp	LED
Fixture Lumens	2929
Watts	28
Mounting	Recessed
Shielding Angle	N.A.
Spacing Criterion	0° = 1.23 90° = 1.37
Luminous Opening in Feet	Length: 1.88' Width: 1.71' Height: 0'

ZONAL LUMEN SUMMARY

Zone	Lumens	% Fixt.
0-30	720	25
0-40	1190	41
0-60	2155	74
0-90	2929	100
0-180	2929	100

INDOOR CANDELA PLOT



PHOTOMETRIC DATA

Test 15577 Test Date 10/12/15

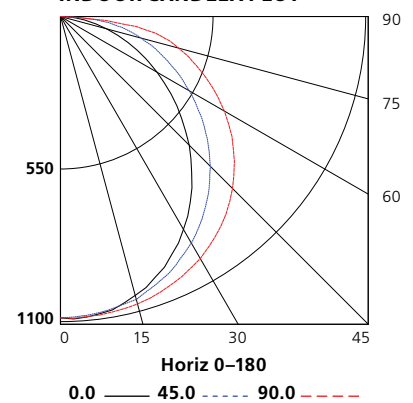
LUMINAIRE DATA

Luminaire	SLK22-35HL-EDU
Ballast	D700C30UNVTZ-C
Ballast Factor	1.00
Lamp	LED
Fixture Lumens	3451
Watts	33
Mounting	Recessed
Shielding Angle	N.A.
Spacing Criterion	0° = 1.21 90° = 1.37
Luminous Opening in Feet	Length: 1.75' Width: 1.75' Height: 0'

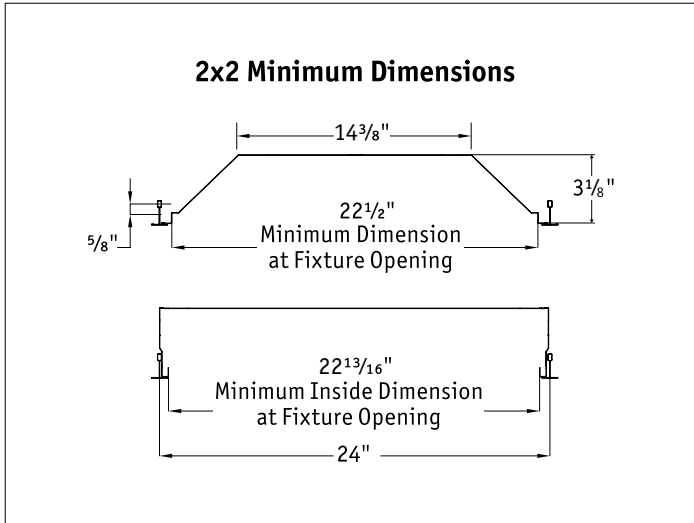
ZONAL LUMEN SUMMARY

Zone	Lumens	% Fixt.
0-30	856	25
0-40	1413	41
0-60	2553	74
0-90	3451	100
0-180	3451	100

INDOOR CANDELA PLOT



DIMENSIONAL DATA



FIT & FUNCTION

Columbia recommends a trial installation prior to ordering project quantities to ensure proper fit. SLK retrofit kits are designed to fit into most parabolic and lensed-recessed troffers with minimum dimensional requirements. SLK retrofit kits are not compatible with air handling units.